



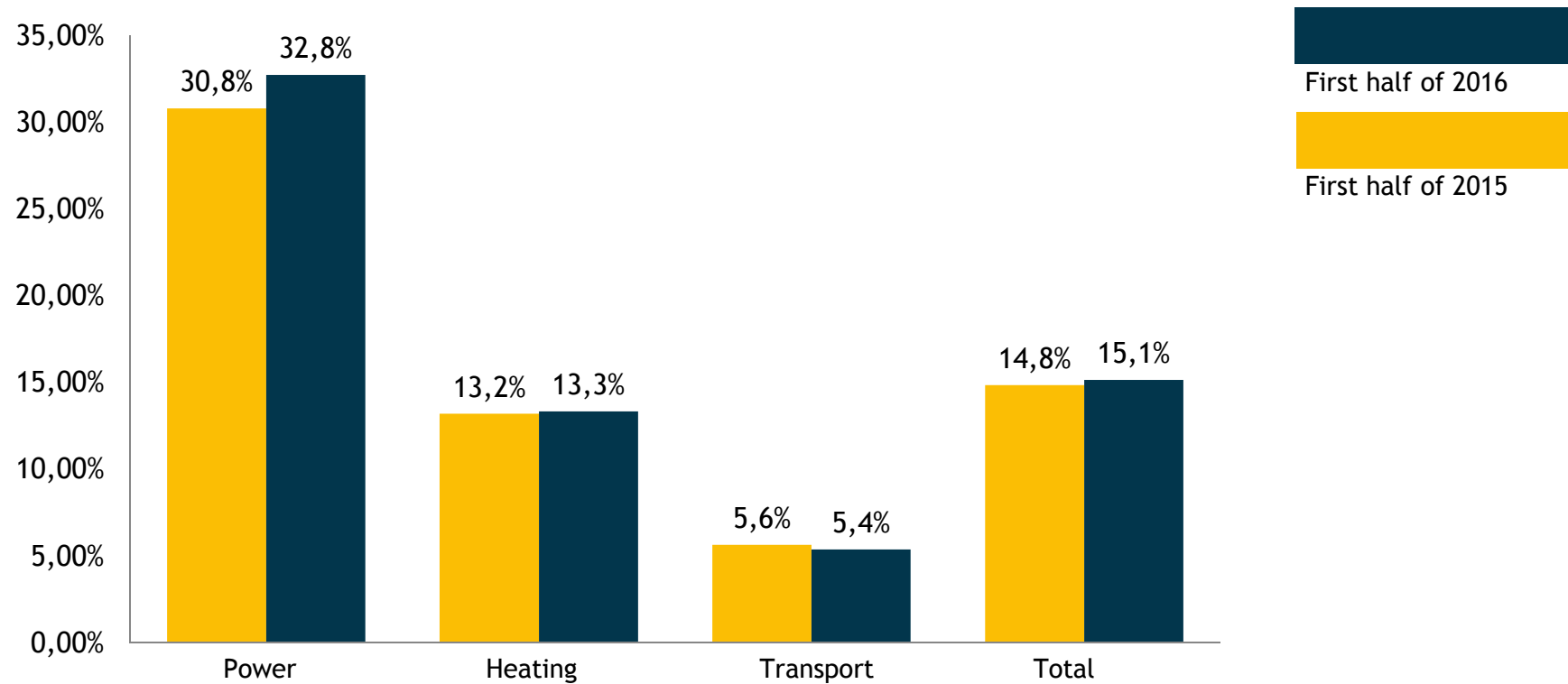
Berlin ▪ 16th July 2016

Renewable energy development during the first half of 2016

Björn Pieprzyk, Policy Advisor Science and Statistics
German Renewable Energy Federation (BEE)

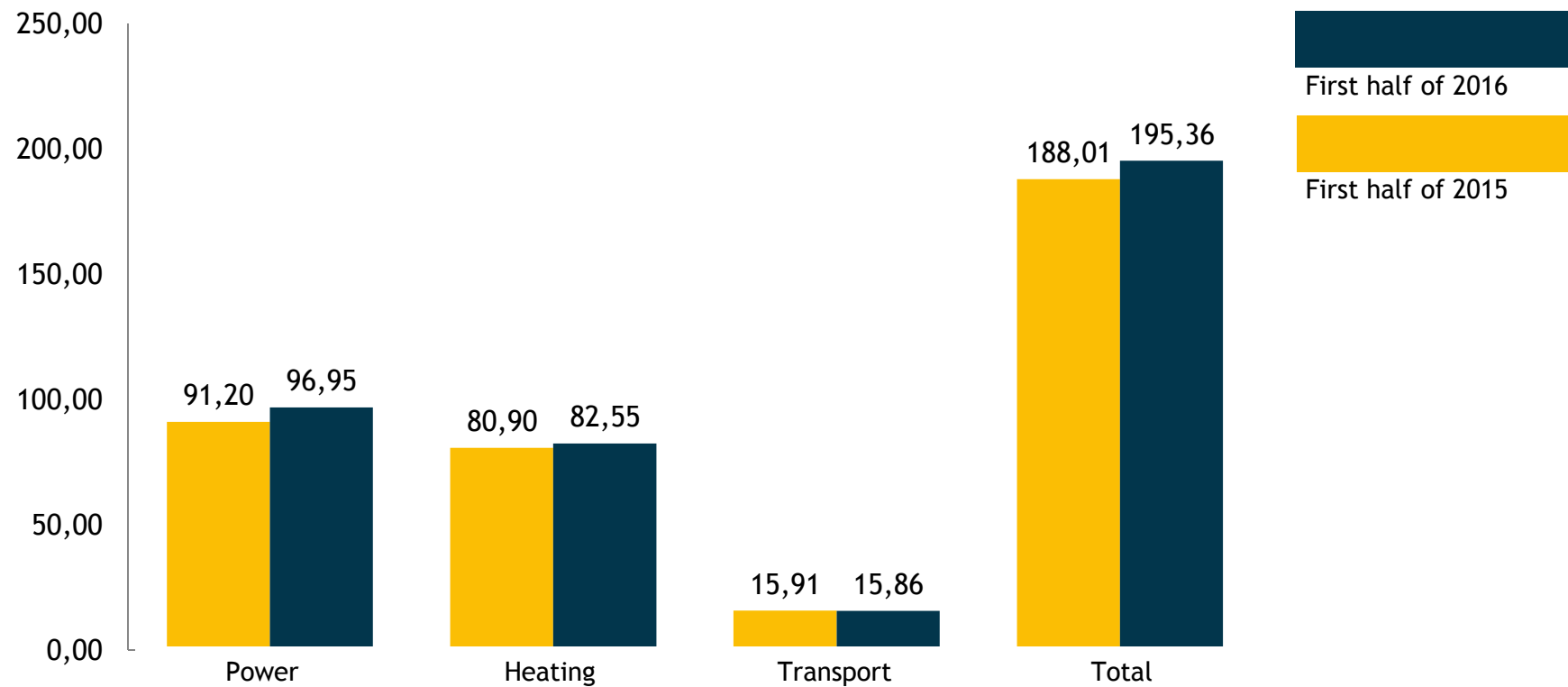


Renewable energy development during the first half of 2016: Summary of the power, heating and transport sectors, and total in per cent



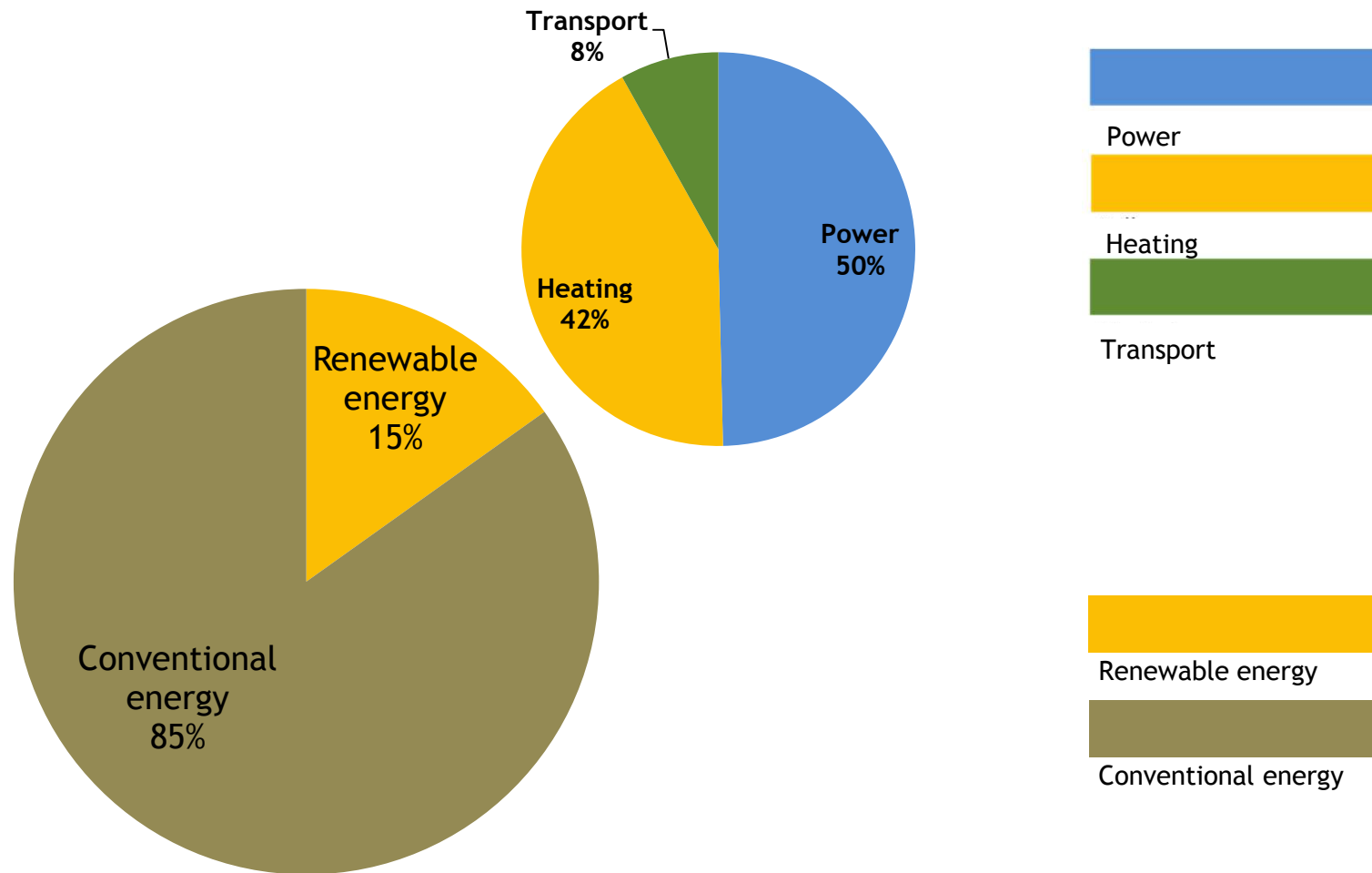
Own calculation based on figures from member associations, TSOs, BDEW, AG-Energiebilanzen, BAFA, The Federal Network Agency, BMWI
Last updated: 7/2016

Renewable energy development during the first half of 2016: Summary of the power, heating and transport sectors, and total in TWh



Own calculation based on figures from member associations, TSOs, BDEW, AG-Energiebilanzen, BAFA, The Federal Network Agency, BMWI
Last updated: 7/2016

Percentage of renewable and conventional energy in gross final energy consumption and sectoral breakdown of renewables during the first half of 2016



Own calculation based on figures from member associations, TSOs, BDEW, AG-Energiebilanzen, BAFA, The Federal Network Agency, BMWI
 Last updated: 7/2016

Renewable energy development during the first half of 2016: Summary power sector

TWh	First half of 2016	
	2015	2016
Onshore wind energy	34,08	34,71
Offshore wind energy	2,15	5,74
Photovoltaics	19,5	19,23
Bioenergy	24,6	25,70
Hydropower	10,8	11,50
Geothermal energy	0,07	0,08
Electricity generation from renewable energy sources	91,20	96,95
Gross electricity consumption	296,00	296,00
Share of renewable energy	30,81%	32,75%

Own calculation based on figures from member associations, TSOs, BDEW, AG-Energiebilanzen, BAFA, The Federal Network Agency, BMWI
Last updated: 7/2016

Renewable energy development during the first half of 2016: Summary heating sector

TWh	First half of 2016	
	2015	2016
Biogenic solid fuels (households)	31,25	31,71
Biogenic solid fuels (TCS-sector)	5,01	5,11
Biogenic solid fuels (industry)	13,41	13,55
Biogenic solid fuels (HP/CHP)	3,04	3,19
Biogenic liquid fuels	1,10	1,01
Biogas and biomethane	8,20	8,30
Sewage gas	1,00	1,00
Landfill gas	0,10	0,10
Biogenic fraction of waste	7,10	7,17
Solar thermal energy	4,10	4,36
Deep geothermal energy	0,70	0,70
Near-surface geothermal energy, ambient heat	5,90	6,36
Heat consumption from renewable energy sources	80,90	82,55
Overall heat consumption	613,17	619,30
Share of renewable energy	13,19%	13,33%

Own calculation based on figures from member associations, TSOs, BDEW, AG-Energiebilanzen, BAFA, The Federal Network Agency, BMWI
Last updated: 7/2016

Renewable energy development during the first half of 2016: Summary transport sector

TWh	First half of 2016	
	2015	2016
Biodiesel	11,46	11,52
Vegetable oil	0,01	0,03
Bioethanol	4,17	4,04
Biomethane	0,27	0,27
RE electricity consumption in transport	1,80	1,92
Renewables-based consumption in the transport sector	17,72	17,77
Total final energy consumption in transport (petrol and diesel fuels)	308,29	324,87
Final electricity consumption in transport	5,85	5,85
Final energy consumption in the transport sector according to the Renewable Energy Directive (RED)	314,41	330,99
Share of renewable energy	5,63%	5,37%

Own calculation based on figures from member associations, TSOs, BDEW, AG-Energiebilanzen, BAFA, The Federal Network Agency, BMWI
Last updated: 7/2016